

# MDS Medical AC-DC Wall Mount Adapter

5Volt, 5Watt / MDS-005AAS05 A□

## 005AAS05 A□



### Highlights & Features

- Meet Efficiency Level VI
- Safety Approvals to IEC 60601-1 & IEC 62368-1
- Compliant with IEC 60601-1-2 4th Ed. Requirements
- IP22 Ingress Protection Rating
- 1 Million Hours MTBF

### Safety Standards



CB Certified for worldwide use

**Model Number:** MDS-005AAS05 A□  
**Unit Weight:** 100 grams (3.6 ounces)  
**Dimensions (W x L x H):** 39.5 x 56.5 x 28.0 mm  
 (1.56 x 2.23 x 1.1 inch)

### General Description

The MDS series of external power supply come with universal AC input at 90Vac to 264Vac. Other features include low touch current, risk management report available and the electric shock protection comply with 2 x MOPP. The MDS series is certified for EMC standards according to EN 55011 for industrial, scientific and medical (ISM) radio-frequency equipment and EN 55032 for Information Technology Equipment (ITE) radio-frequency equipment.

The MDS series of external power supply come with both medical and ITE safety approvals including CCC/CB certification and are fully compliant with RoHS Directive for environmental protection.

### Model Information

Medical AC-DC Charger

Model Number	Input Voltage Range	Output Voltage	Output Current
MDS-005AAS05 A□	90-264 Vac	5 Vdc	1 A

### Model Numbering

<b>MDS</b> Delta Medical Power Supply	-	<b>005</b> Output Power* 005 → 5W	<b>AAS</b> Family Code	<b>05</b> Output Voltage Single Output: 05 for 5V	□ Blank	<b>A□</b> Control Code AV: China Type with Barrel Type connector AU: China Type with Micro USB connector
---	---	---	---------------------------	--	------------	--

\* Maybe lower at some voltage.

# MDS Medical AC-DC Wall Mount Adapter

## 5Volt, 5Watt / MDS-005AAS05 A□

### Specifications

#### Input Ratings / Characteristics

Nominal Input Voltage	100-240 Vac
Input Voltage Range	90-264 Vac
Nominal Input Frequency	50-60 Hz
Input Frequency Range	47-63 Hz
Input Current (max)	0.2 A @ 115 Vac ; 0.1 A @ 230 Vac
Efficiency (typ.)	71%, Reference Fig.1
Average Efficiency (min)	73.63% @ 115 Vac and 230 Vac
Standby Power (max)	0.1W @ 115 Vac and 230 Vac
Inrush Current (typ.)	No component damage
Touch Current (max)	0.1 mA @ 264 Vac NC <sup>1)</sup> , 0.3 mA @ 264 Vac SFC <sup>2)</sup>

1) NC: normal condition

2) SFC: single fault condition

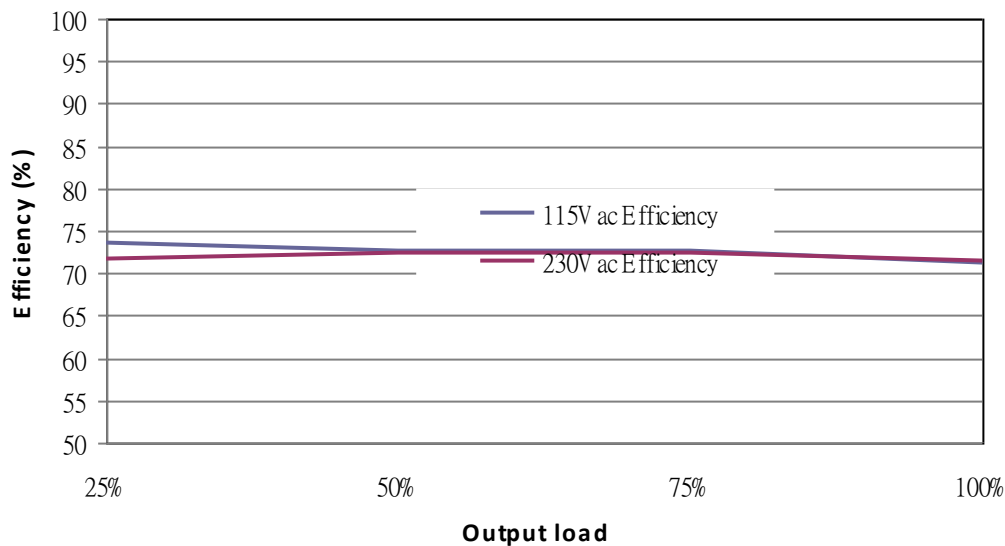


Fig.1 Efficiency versus output load

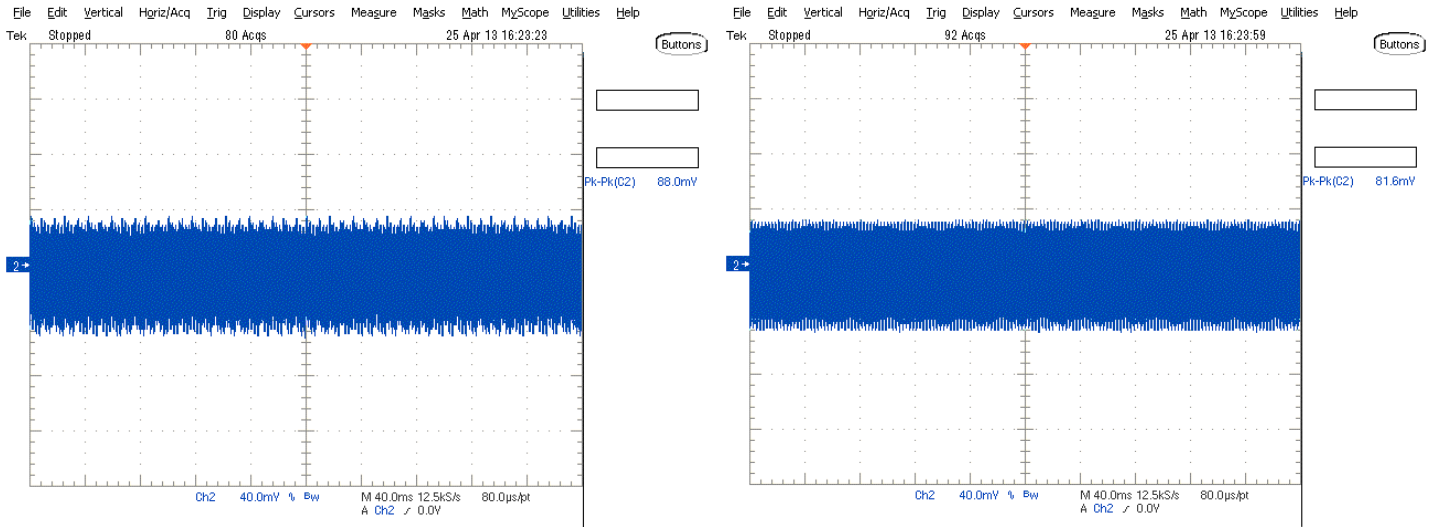
#### Output Ratings / Characteristics

Nominal Output Voltage	5 Vdc
Total regulation	± 10%
Output Current	1 A
Output Power	5 W
Line Regulation (max)	±1%
Load Regulation (max)	±9%
Ripple & Noise (typ.)	88 mV pk-pk @ Full load, Reference Fig. 3 & 4
Start-up Time (max)	3000 ms @ 115 Vac
Hold-up Time (min)	5 ms @ 115 Vac
Dynamic Response (Overshoot & Undershoot O/P Voltage)	±10% @ 50-100% load (Slew Rate: 0.1 A/μS, 50% duty cycle @ 1 KHz)

\*Periodic and Random Deviation

# MDS Medical AC-DC Wall Mount Adapter

## 5Volt, 5Watt / MDS-005AAS05 A□

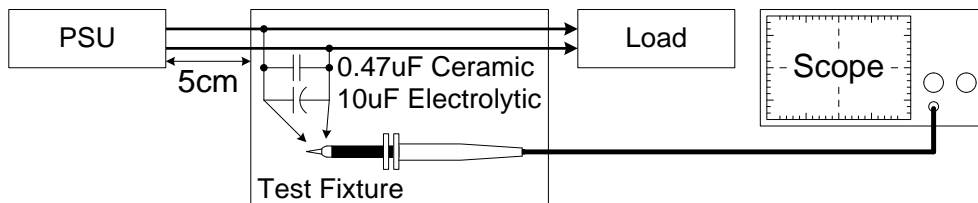


(a) 115V

(b) 230V

Fig. 2 Ripple & Noise example, 20MHz BW

### Ripple & Noise measurement circuit



### Mechanical

Case Chassis	PC
Case Cover	PC
Dimensions (W x L x H)	39.5 x 56.5 x 28.0 mm (1.56 x 2.23 x 1.1 inch)
Unit Weight	100 grams (3.6 ounces)
Indicator	NA
Cooling System	NA
Terminal	Input: Wall mount - China Type Output: AV : Barrel type AU : Micro USB

### Environment

Surrounding Air Temperature	Operating	0°C to +40°C Linearly derate, at rate of 0.25 watts per degree C, from 5W at 40 degree C to 2.5W at 50 degree C
	Storage	-40°C to +85°C
Operating Humidity	5-95% RH (Non-Condensing)	
Storage Humidity	5-95% RH (Non-Condensing)	
Operating Altitude	Up to 3,000 meters (up to 9,842 feet or 106-70 kPa)	
Shock Test (Non-Operating)	50 G, 11 ms, 3 shocks for each direction	
Vibration (Operating)	5-500 Hz, 2.09 Grms, 20 minute for each three axis	

# MDS Medical AC-DC Wall Mount Adapter

## 5Volt, 5Watt / MDS-005AAS05 A□

### Protections

Over Voltage (max)	150% of rated output voltage (Non-latch Mode)
Over Load / Over Current (max)	130% of rated load current. (Non-Latching, Auto-Recovery)
Over Temperature	Hiccup Mode, (Non-Latching, Auto-Recovery)
Short Circuit	Hiccup Mode, (Non-Latching, Auto-Recovery)
Degree of Protection	IP22
Protection Against Shock	Class II

\*PE: Protective Earth

### Reliability Data

MTBF(Minimum) at 100Vac, 5W, 25 °C	1 Million Hours based on Telecordia SR-332
Operating life(Minimum) at 100Vac, 5W, 25°C	26,280 hrs

### Safety Standards / Directives

Medical Safety	IEC 60601-1 CB reports, EN 60601-1 CAN/CSA-C22.2 No. 60601-1, ANSI/AAMI ES60601-1	
ITE Safety	IEC 60950-1, IEC 62368-1, GB 4943.1, GB 9254, GB 17625.1	
CE	MDD Directive 93/42/EEC	
Galvanic Isolation	Input to Output	4000 Vac

# MDS Medical AC-DC Wall Mount Adapter

## 5Volt, 5Watt / MDS-005AAS05 A□

### EMC (Compliant with IEC 60601-1-2 4th Ed. Requirements)

EMC / Emissions		EN 55011 & EN 55032, FCC Title 47 Class B
Harmonic Current Emissions	IEC 61000-3-2	
Voltage Flicker	IEC 61000-3-3	
Immunity to		
Electrostatic Discharge	IEC 61000-4-2	Level 4 Criteria A <sup>1)</sup> Air Discharge: 15 kV Contact Discharge: 8 kV
Radiated Field	IEC 61000-4-3	Criteria A <sup>1)</sup> 80 MHz-2700 MHz, 10 V/m AM modulation 385 MHz-5785 MHz, 28 V/m Pulse mode and other modulation
Electrical Fast Transient / Burst	IEC 61000-4-4	Level 3 Criteria A <sup>1)</sup> : 2 kV
Surge	IEC 61000-4-5	Level 3 Criteria A <sup>1)</sup> Differential Mode <sup>3)</sup> : 1 kV
Conducted	IEC 61000-4-6	Level 2 Criteria A <sup>1)</sup> 150 kHz-80 MHz, 3 Vrms, 6 Vrms at ISM bands and Amateur radio bands
Power Frequency Magnetic Fields	IEC 61000-4-8	Criteria A <sup>1)</sup> Magnetic field strength 30 A/m
Voltage Dips	IEC 61000-4-11	Criteria B <sup>2)</sup> 0% U <sub>r</sub> , 0.5 cycle (10 ms), 0°/45°/90°/135°/180°/225°/270°/315°/360°  Criteria B <sup>2)</sup> 0% U <sub>r</sub> , 1 cycle (20 ms), 0°  Criteria A <sup>1)</sup> 70% U <sub>r</sub> , 25 cycle (500 ms), 0°  Criteria B <sup>2)</sup> 0% U <sub>r</sub> , 250 cycle (5000 ms), 0°

1) Criteria A: Normal performance within the specification limits

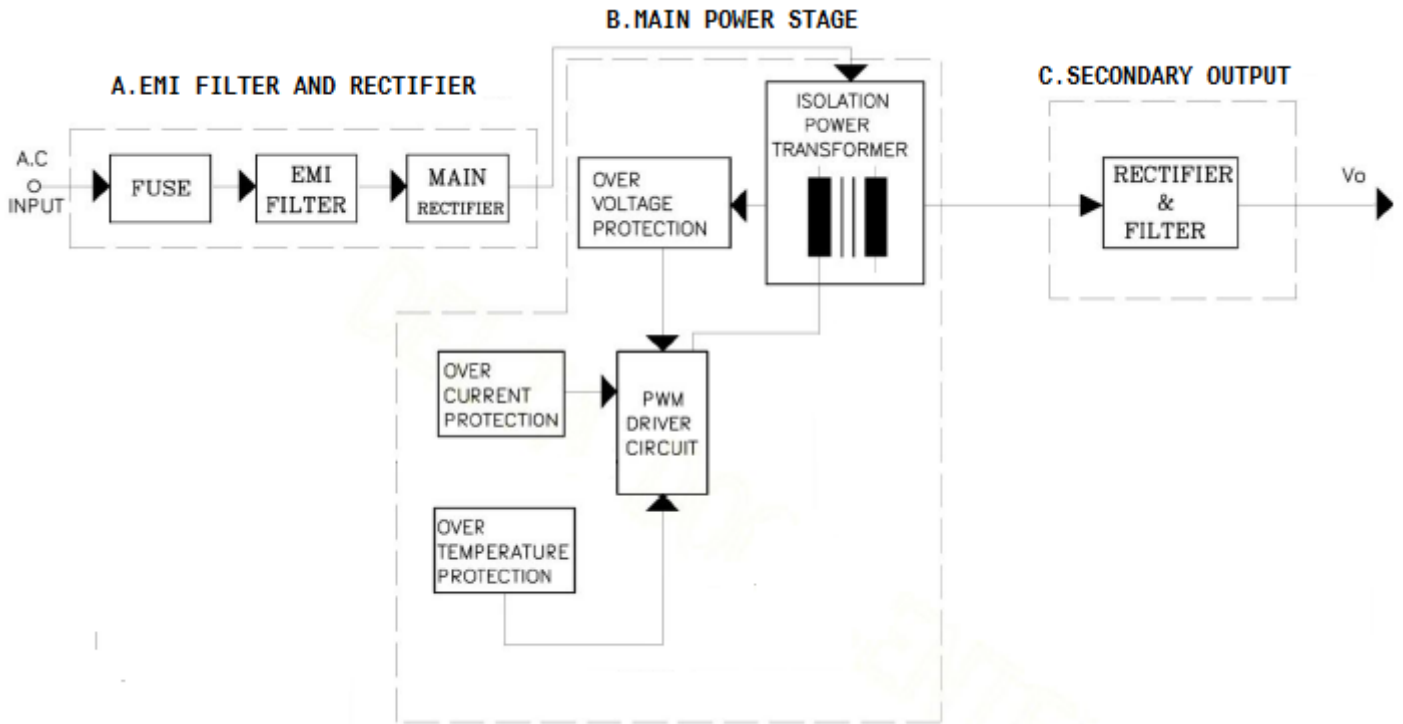
2) Criteria B: Output out of regulation, or shuts down during test. Automatically restore to normal operation after test.

3) Symmetrical: Differential mode (Line to line)

# MDS Medical AC-DC Wall Mount Adapter

## 5Volt, 5Watt / MDS-005AAS05 A□

### Block Diagram



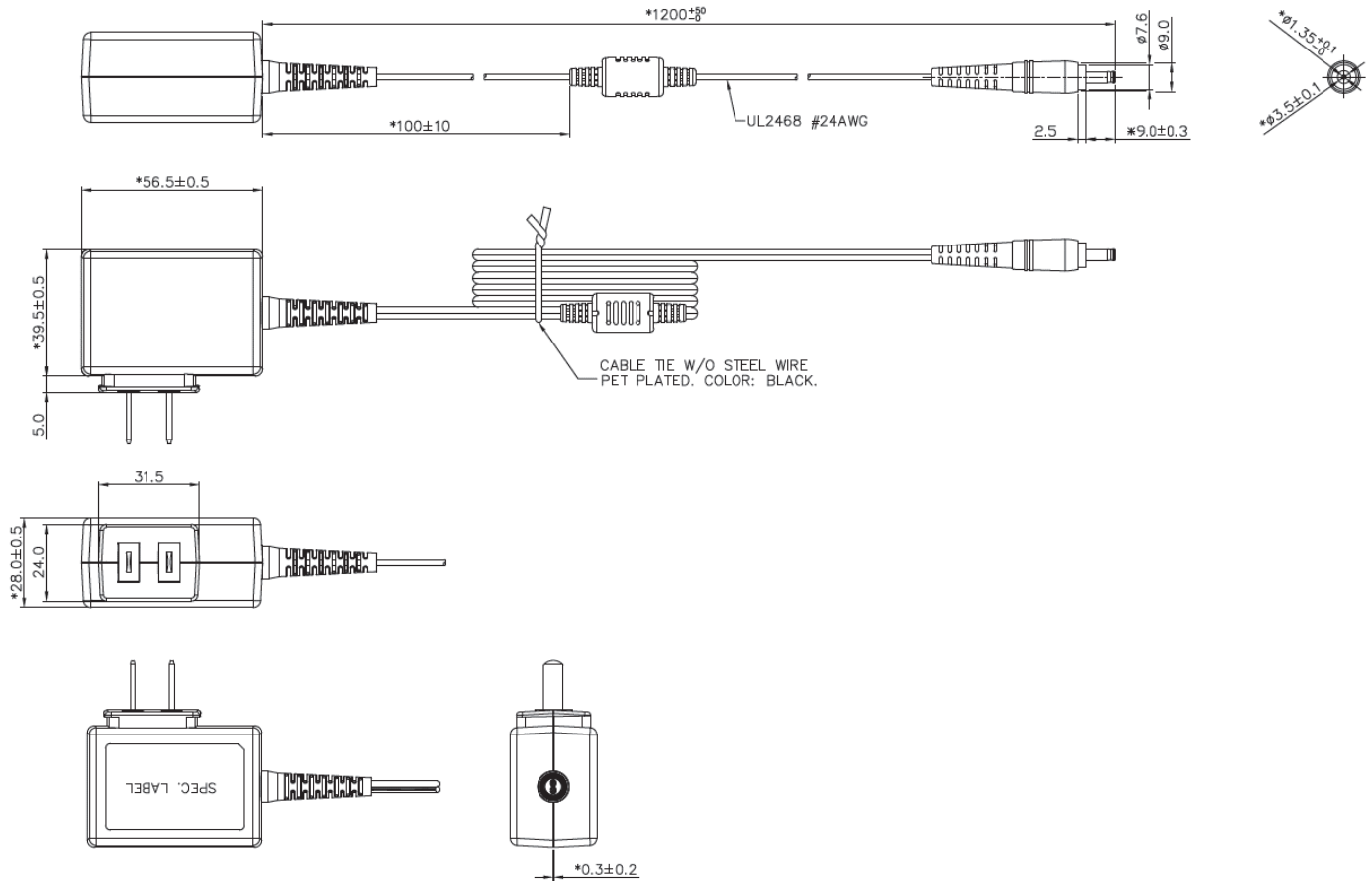
# MDS Medical AC-DC Wall Mount Adapter

## 5Volt, 5Watt / MDS-005AAS05 A□

### Dimensions

W x L x H: 39.5 x 56.5 x 28.0 mm (1.56 x 2.23 x 1.1 inch)

### MDS-005AAS05 AV



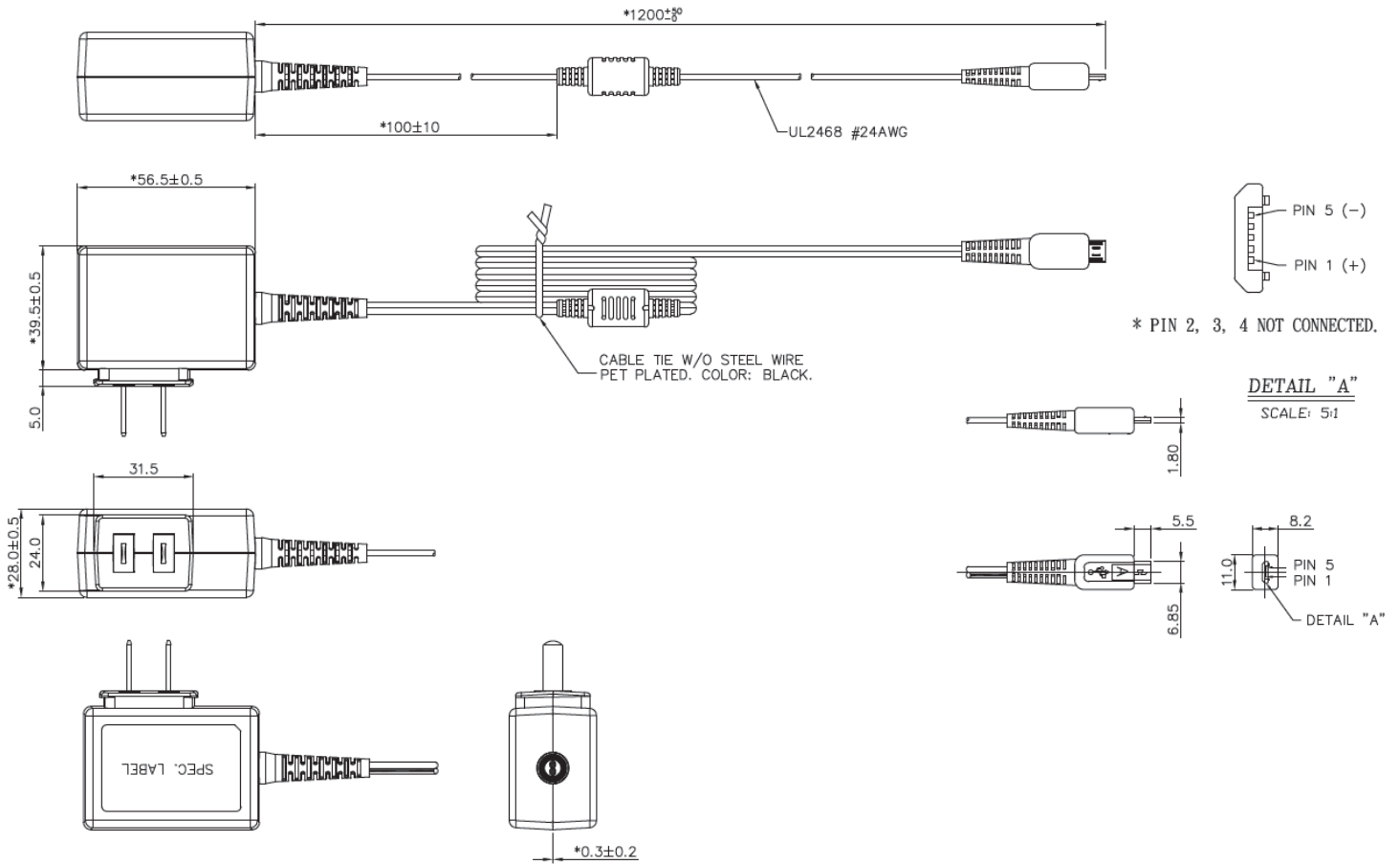
### Notes

- Dimensions are in mm.
- The plug's polarity:  $\ominus \text{---} \oplus$

# MDS Medical AC-DC Wall Mount Adapter

## 5Volt, 5Watt / MDS-005AAS05 A□

### MDS-005AAS05 AU



#### Notes

- Dimensions are in mm.

# MDS Medical AC-DC Wall Mount Adapter

## 5Volt, 5Watt / MDS-005AAS05 A□

### Functions

#### Start-up Time

The time required for the output voltage ( $V_o$ ) to reach 90% of its set value, after the input AC voltage is applied.

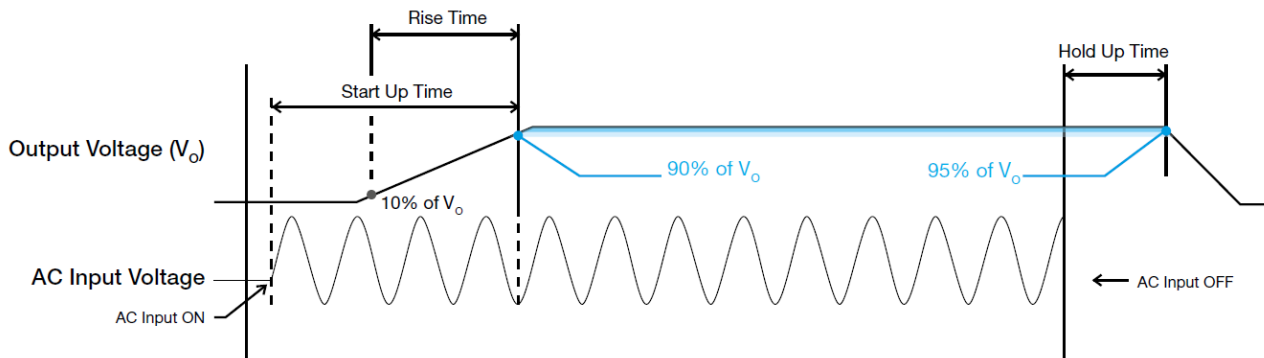
#### Rise Time

The time required for the output voltage ( $V_o$ ) to change from 10% to 90% of its steady state value.

#### Hold-up Time

Hold up time is the time when the AC input collapses and output voltage retains regulation for a certain period of time. The time required for the output to reach 95% of its set value, after the input voltage is removed.

#### ■ Graph illustrating the Start-up Time, Rise Time, and Hold-up Time

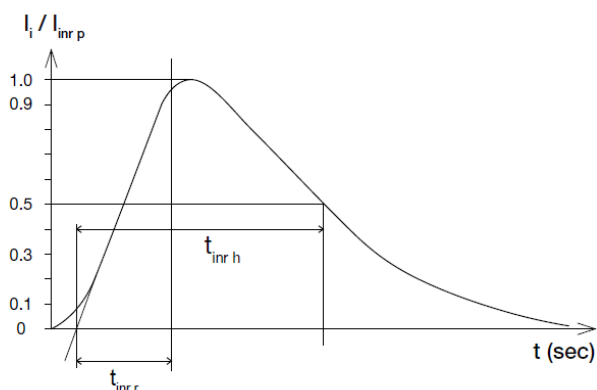


# MDS Medical AC-DC Wall Mount Adapter

## 5Volt, 5Watt / MDS-005AAS05 A□

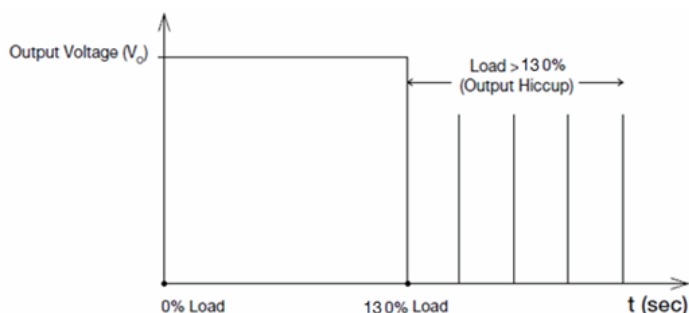
### Inrush Current

Inrush current is the input current that occurs when the input voltage is first applied. For AC input voltages, the maximum peak value of inrush current will occur during the first half cycle of the applied AC voltage. This peak value decreases exponentially during subsequent cycles of AC voltage.



### Overload & Over current Protections

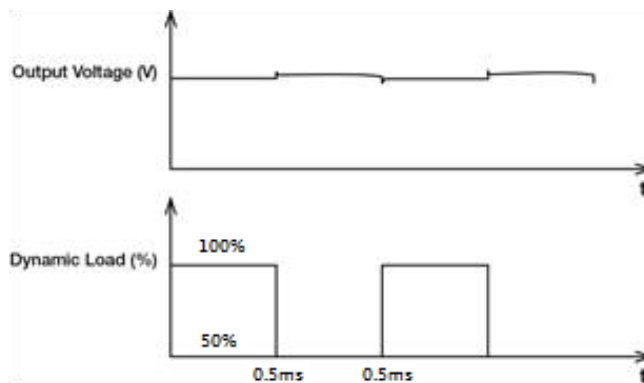
The power supply's Overload (OLP) and Over current (OCP) Protections will be activated when output current is between 110% and 130% of  $I_o$  (Max load). Upon such an occurrence,  $V_o$  will start to drop. Once the power supply has reached its maximum power limit, the protection will be activated, and the power supply will go into "Hiccup mode" (Auto-Recovery). The power supply will recover once the fault condition causing the OLP and OCP is removed and  $I_o$  is back within the specified limit.



Additionally, if the  $I_o$  is  $<130\%$  but  $>110\%$  for a prolonged period of time (depending on the load), the Over Temperature Protection (OTP) will be activated due to high temperature on critical components. The power supply will then go into hiccup mode until the fault is removed; and, the input voltage is removed, then reapplied.

### Dynamic Response

The power supply output voltage will remain within  $\pm 10\%$  of its steady state value, when subjected to a dynamic load change from 50 to 100% of its rated current.



### Overvoltage Protection

The power supply's overvoltage circuit will be activated when its internal feedback circuit fails. The power supply will shut down before the output reaches the maximum value shown in "Protections" section on page 4. The output will fall to approximately zero volts, but will not latch off. The output will remain at this value, until the cause of the failure is no longer present. The output will then return to its rated operating voltage. Removal and reapplication of input voltage, in order to restore rated output voltage (after cause of failure is no longer present) is not required.

### Short Circuit Protection

The power supply's output OLP/OCP function also provides protection against short circuits. When a short circuit is applied, the output current will operate in "Hiccup mode", as shown in the illustration in the OLP/OCP section on this page. The power supply will return to normal operation after the short circuit is removed.

### Over Temperature Protection

As mentioned above, the power supply also has Over Temperature Protection (OTP). This is activated when the overload condition persists for an extended duration and the output current is below the overload trigger point but  $>100\%$  load. In the event of a higher operating condition at 100% load, the power supply will run into OTP when the surrounding air temperature is higher than the operating temperature. When activated, the output voltage will go into hiccup mode until the input voltage is removed; then, reapplied, and the surrounding air temperature drops to its normal operating temperature.

# MDS Medical AC-DC Wall Mount Adapter

## 5Volt, 5Watt / MDS-005AAS05 A□

### Attention

Delta provides all information in the datasheets on an "AS IS" basis and does not offer any kind of warranty through the information for using the product. In the event of any discrepancy between the information in the catalog and datasheets, the datasheets shall prevail (please refer to [www.DeltaPSU.com](http://www.DeltaPSU.com) for the latest datasheets information). Delta shall have no liability of indemnification for any claim or action arising from any error for the provided information in the datasheets. Customer shall take its responsibility for evaluation of using the product before placing an order with Delta.

Delta reserves the right to make changes to the information described in the datasheets without notice.

### Certificate



Delta has been certified as meeting the requirement of ISO 13485: 2003 and EN ISO 13485:2012 for the design and manufacture of switching power supply and adaptor for medical device.



Delta is approved for the UL Total Certification Program (TCP) approved client laboratory for IEC62368-1. Delta also has participated UL Client Test Data Program (CTDP) for IEC 60601.



Meet Level VI Efficiency Requirement

Available from

**FORTEC**  
UNITED KINGDOM

Osprey House  
1 Osprey Court  
Hinchbrook Business Park  
Huntingdon  
PE29 6FN

[www.fortec.uk](http://www.fortec.uk)  
[info@fortec.uk](mailto:info@fortec.uk)  
01480 411600